






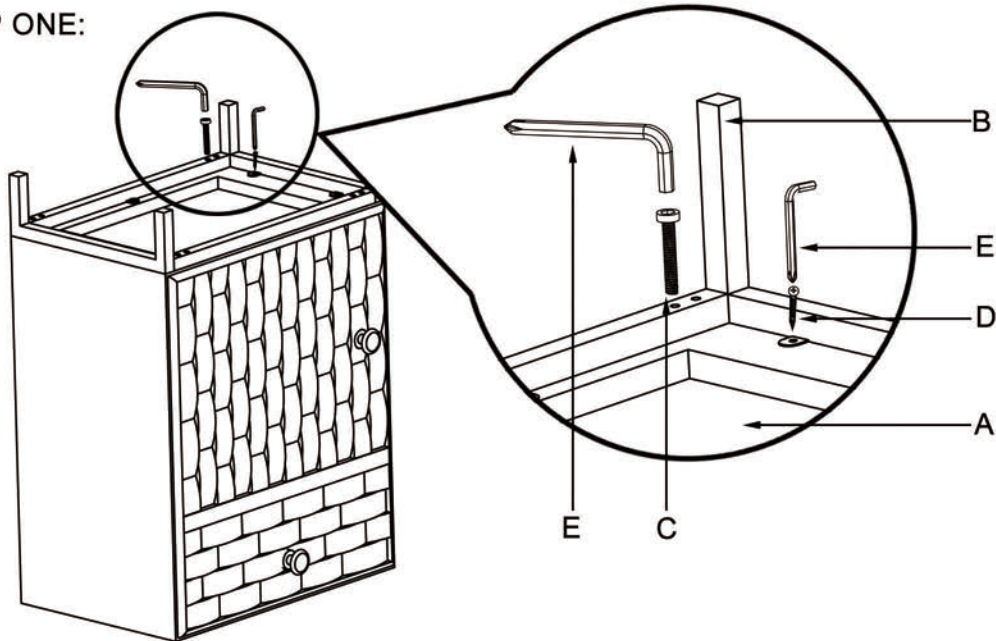
# ASSEMBLY INSTRUCTIONS

## ITEM NO: 55628

Thank you for purchasing this quality product. Be sure to check all packing material carefully for small parts that may have come loose inside the carton during shipment. (Note: Loosely thread all screws/bolts first. Once the item is assembled then completely tighten. )

PARTS LIST				HARDWARE LIST				
NO.	Description	Sketch	Quantity	NO.	Description	Sketch	Size	Quantity
A	Top		1	C	Blots		$\Phi 1/5'' * 1/2''$	8
				D	Blots		3/25''	4
B	Legs		2	E	Allen wrench		$\Phi 4/25''$	1

STEP ONE:



STEP TWO:

